

Abstract

Remote Desktop is widely used technology in all over world. We currently have several remote control apps which usually offer an ease to manipulate in addition to check some sort of gadgets effortlessly in addition to easily. In this paper proposes the latest structures for remote control regarding android os cellular phones was made in addition to carried out. By using this application one can Shut down, Restart and Log off remote clients using Android smart phones. The proposed architecture also exchanges the files between clients PC to Android Smartphone's. The main goal of this paper is Screenshot capturing and live streaming of the targeted PC.

Keywords: VNC, Desktop capture.

Introduction

Largely cellphones were produced only reserved for speech connection however now-a-days the build has modified, speech connection is just taking care of a cellphones. There are some various other features which might be principal emphasis connected with curiosity. A pair of this sort of components usually is browser and International Location Methods (GPS) providers.

Those two functionalities are actually executed however are merely inside the hands connected with companies certainly not inside the hands connected with consumers as a consequence of referred to as issues, the system will not enable the individual to access the mobile phones right. But now days, following your relieve connected with android primarily based start origin cellphone a new individual could admittance the equipment right. This specific paper identifies a good Android mobile phone request built to control the techniques by using a cellphone, having guide with the world-wide-web method address with the method.

System analysis

Existing System

The Existing system allows Shut down, Restart and Log off of Remote desktop, and exchange of files between clients PC and Android Smartphone's.

Proposed System

The Proposed System also allows the targeted PC to be remotely controlled and allows files exchange between clients PC and Android Smartphone's. In addition to it, the proposed system provides

Screenshot capturing and live streaming of the targeted PC.

A. Advantage

- User can access his/her PC from Remote Place.
- Complete Desktop control can be made from the User's Android Phone.
- Mobile user can view real-time PC from his mobile via VNC Server which is installed in his PC.

System design

System architecture

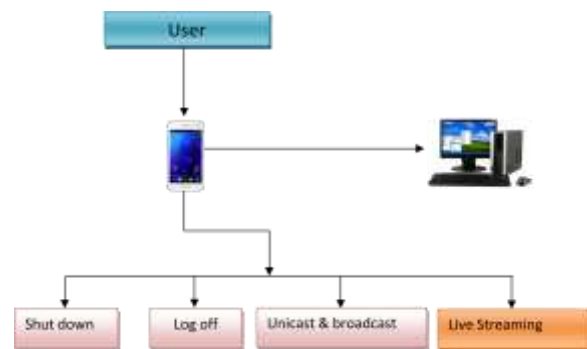


Figure: 3.1 System Architecture

System implementation

Modules

- Module 1: Authentication
- Module 2: Desktop Capture
- Module 3: Mouse Control
- Module 4: Keyboard control
- Module 5: Remote PC Control

Modules Explanation

- Module 1: Authentication

Each user registers initially, using an assigned or self-declared password. The authentication process is done by giving the unique IP address on the system to connect with the android user and thus on validating as a right user, it allows us to connect with the server.

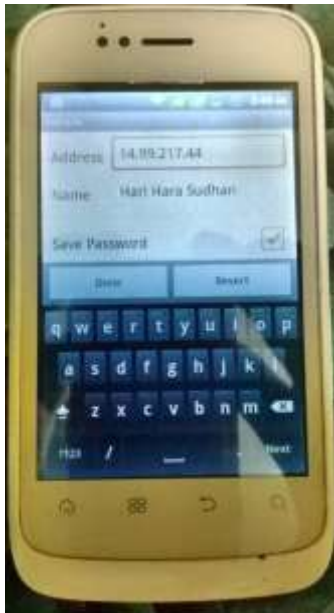


Fig.4.2a Enter the IP address and the name of the system



Fig4.2b System named Hari Hara Sudhan's is connected

- Module 2: Desktop Capture

After authenticating with the server the mobile client can access the desktop of the system and it can capture the desktop environment. The current status of the system and controls are visible in the client.

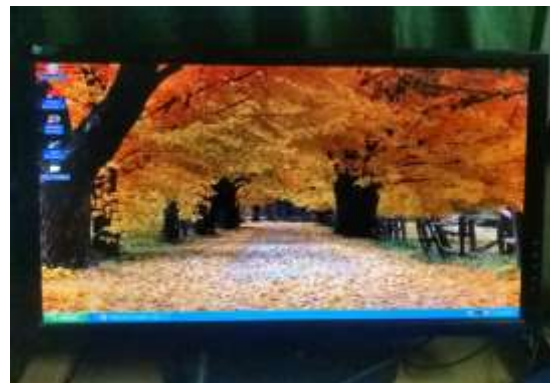


Fig.4.2c. Desktop capture of the remote PC in System



Zoom in

Zoom out

Fig.4.2d. Desktop capture of the remote PC in Android mobile

- **Module 3: Mouse Control**

Using android client we can control the system in different ways. Such as create and open new folders, access all types of mouse events in system using the cursor in the mobile.

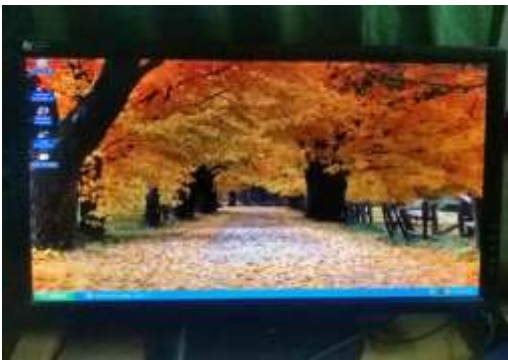


Fig.4.2e. Mouse control of the remote PC using System



Fig.4.2f. Mouse control of the remote PC using Android Mobile

- **Module 4: Keyboard control**

All the operation done using a keyboard in the Remote PC could also be done using the Android mobile.



Fig.4.2g Keyboard control of the Remote PC using the Android mobile

- **Module 5: Remote PC Control**

Using the android mobile client we can control a computer and this allows the user to change anything on the linear computer, and access all the file contents. We can turn off the remote system, and perform all the control events.



Fig.4.2h controlling the remote Pc using the Android mobile

Conclusion

In this Paper a remote desktop capturing and streaming of the system is studied. The available remote desktop software is reviewed. As a case study

of the software is integrated with a mobile application file for make a virtual communication between a system and android mobile phone.

References

1. Marcin Lubonski, "A Conceptual Architecture for Adaptation in Remote Desktop Systems Driven by the User Perception of multimedia", <http://ieeexplore.ieee.org/xpl/articleDetails.jsp>
2. Yuedong Zhang, Dingju Zhu, Zhuan Chen, Yuzhong Sun "Redar: A Remote Desktop Architecture for the Distributed Virtual Personal Computing", <http://ieeexplore.ieee.org/xpl/articleDetails.jsp>
3. J.Rouzaud-Cornabas "Secured Architecture for Remote Virtual Desktops", <http://ieeexplore.ieee.org/xpl/articleDetails.jsp>
4. Huifeng Shen "A High-Performance Remote Computing Platform", <http://ieeexplore.ieee.org/xpl/articleDetails.jsp>
5. Shi-hai Huang "Proxy-based Security Audit System for Remote Desktop Access", <http://ieeexplore.ieee.org/xpl/articleDetails.jsp>